

DESCRIPTION

AMC MODEL SW-2181-2AT-B1072 & B2072 OPTION: TFT IS AN ABSORPTIVE/NON-REFLECTIVE SINGLE POLE TWO THROW SWITCH MODULE WITH INTEGRAL DRIVER, DESIGNED TO OPERATE WITH A SINGLE POSITIVE SUPPLY VOLTAGE.

SPECIFICATIONS

- FREQUENCY RANGE: 1.25 TO 1.35 GHz
- INSERTION LOSS:
 - B1072: 1.3 dB MAXIMUM
 - B2072: 1.1 dB MAXIMUM
- ISOLATION:
 - B1072: 70 dB MINIMUM
 - B2072: 50 dB MINIMUM
- VSWR (ON/OFF): 1.5:1 MAXIMUM
- RF POWER RATINGS: +20 dBm CW MAXIMUM
- RISE TIME: 500 nSec MAXIMUM (10% RF TO 90% RF)
- FALL TIME: 500 nSec MAXIMUM (90% RF TO 10% RF)
- DELAY ON: 1 uSec MAXIMUM (50% TTL TO 90% RF)
- DELAY OFF: 1 uSec MAXIMUM (50% TTL TO 10% RF)
- CONTROLS: TTL COMPATIBLE, UNITY LOAD
 - 2 INDIVIDUAL CONTROLS
 - LOGIC "0" = INSERTION LOSS
 - LOGIC "1" = ISOLATION (SEE TRUTH TABLE)
- SUPPLY POWER: +5VDC $\pm 5\%$ @ 220 mA MAXIMUM
- CONNECTORS
 - RF INPUT/OUTPUT: SMA FEMALE
 - POWER: SOLDER PIN
 - CONTROL: SOLDER PIN
- WEIGHT: 1.63" x 1.25" x 0.50"

OPTIONS:

- TFT: THREADED FEEDTHRU

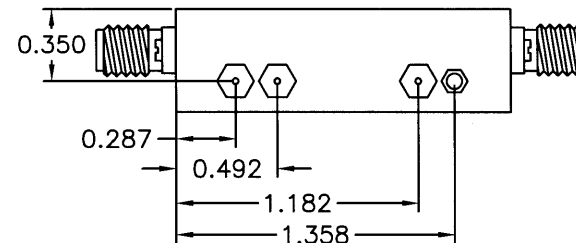
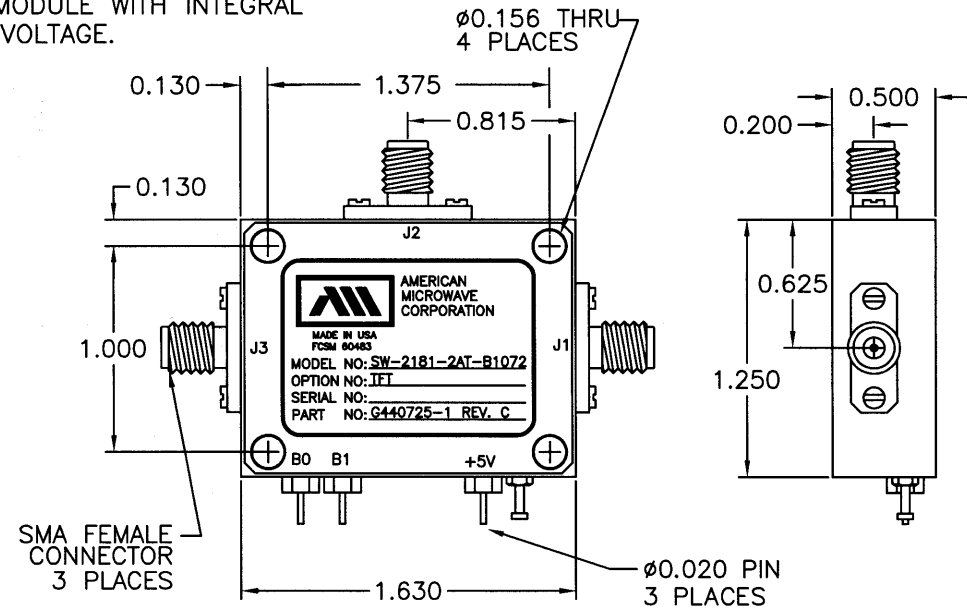
ENVIRONMENTAL RATINGS:

- OPERATING SPECIFICATIONS
 - AMBIENT TEMPERATURE: 0°C TO +60°C
 - RELATIVE HUMIDITY: 10 TO 80% NON-CONDENSING
 - ALTITUDE: 10,000 FEET
- NON-OPERATING SPECIFICATIONS
 - AMBIENT TEMPERATURE: -40°C TO +70°C
 - RELATIVE HUMIDITY: UP TO 95% NON-CONDENSING
 - ALTITUDE: 50,000 FEET
- SHOCK: MIL-STD-202F, METHOD 213B COND. B
- VIBRATION: MIL-STD-202F, METHOD 204D COND. B
- TEMPERATURE CYCLE: MIL-STD-202F, METHOD 107D COND. A

NOTE: SPECIFICATIONS WILL VARY OVER OPERATING TEMPERATURE
NOTE: THE ABOVE SPECIFICATIONS ARE SUBJECT TO CHANGE OR REVISION

ALL DIMENSIONS ARE IN INCHES
TOLERANCES:
X.XX ± 0.020
X.XXX ± 0.010

REVISIONS		DATE	APPROVED
ZONE	REV.	DESCRIPTION	
-		ORIGINAL RELEASE JOB# 502052X	9/9/05



TRUTH TABLE		
B1	B0	RF PATH
0	0	J1-J2
0	1	J1-J2
1	0	J1-J3
1	1	ALL ISOLATED

AMERICAN MICROWAVE CORPORATION

7311-G GROVE ROAD
FREDERICK, MARYLAND 21704 USA
TEL: 301-662-4700 FAX: 301-662-4938
WEBSITE: www.americanmicrowavecorp.com
E-MAIL: sales@americanmicrowavecorp.com
ISO 9001:2000 CERTIFIED

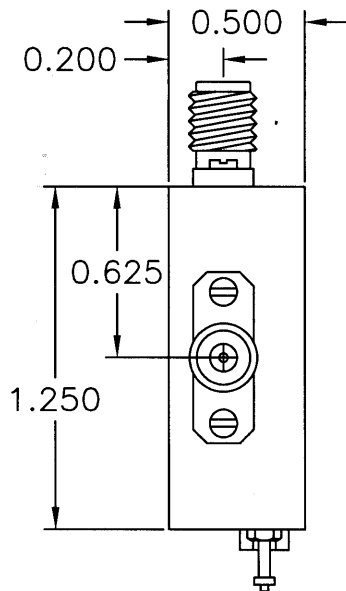
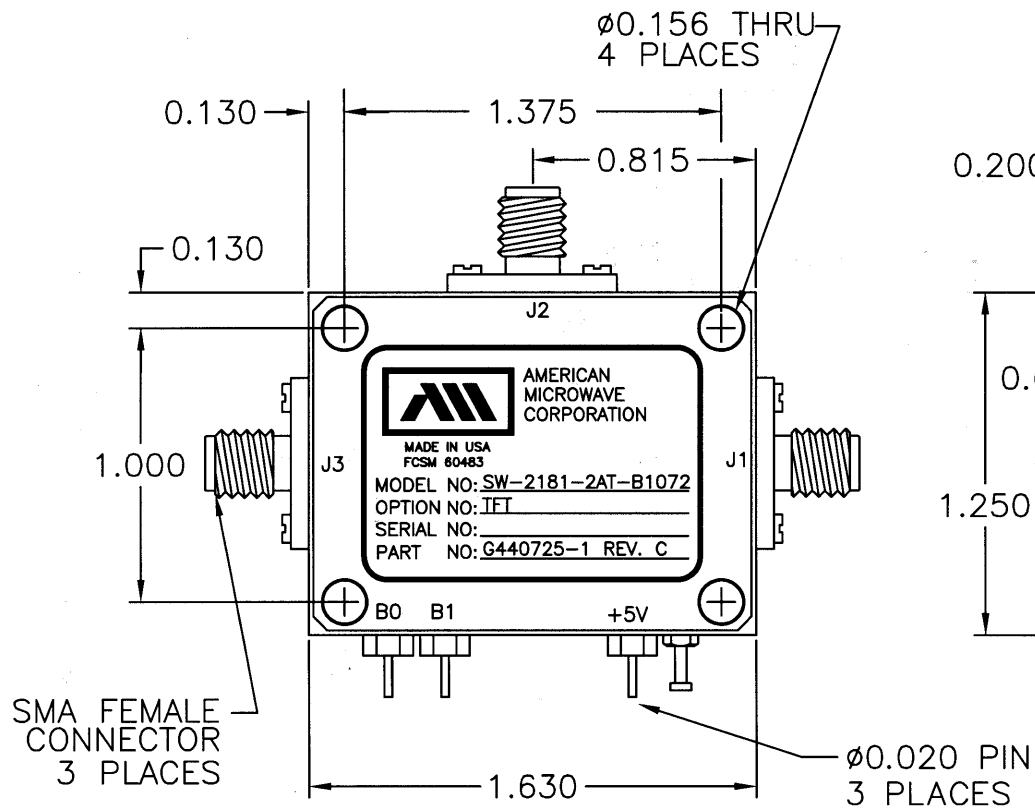


APPROVALS		DATE	TITLE		
DRAWN <i>JDJ</i>		9/9/05	PRODUCT FEATURE SW-2181-2AT-B1072 & B2072 OPTION: TFT		
CHECKED			1.25 - 1.35 GHz, SINGLE POLE TWO THROW SWITCH		
ISSUED			SIZE	FSCM NO.	DWG NO.
			A	60483	100-7379
			SCALE N:S		SHEET 1 OF 3

DESCRIPTION

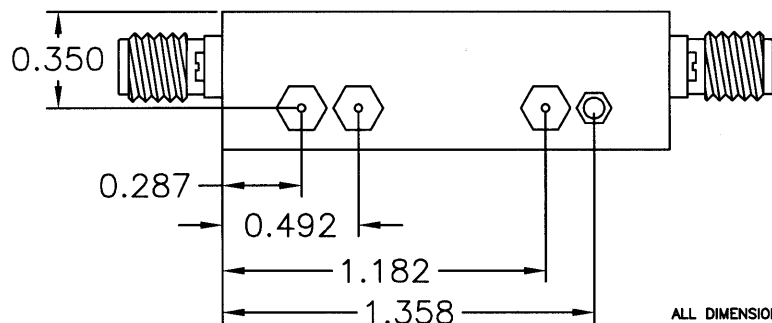
AMC MODEL SW-2181-2AT-B1072 & B2072 OPTION: TFT IS AN ABSORPTIVE/NON-REFLECTIVE SINGLE POLE TWO THROW SWITCH MODULE WITH INTEGRAL DRIVER, DESIGNED TO OPERATE WITH A SINGLE POSITIVE SUPPLY VOLTAGE.

REVISIONS				
ZONE	REV.	DESCRIPTION	DATE	APPROVED
-	-	ORIGINAL RELEASE JOB# 502052X	9/9/05	



MECHANICAL OUTLINE

TRUTH TABLE		
B1	B0	RF PATH
0	0	J1-J2
0	1	J1-J2
1	0	J1-J3
1	1	ALL ISOLATED



ALL DIMENSIONS ARE IN INCHES
 TOLERANCES:
 X.XX ±0.020
 X.XXX ±0.010

AMERICAN MICROWAVE CORPORATION

7311-G GROVE ROAD
 FREDERICK, MARYLAND 21704 USA
 TEL: 301-662-4700 FAX: 301-662-4938
 WEBSITE: www.americanmicrowavecorp.com
 E-MAIL: sales@americanmicrowavecorp.com
 ISO 9001:2000 CERTIFIED



APPROVALS		DATE	TITLE		
DRAWN <i>gdf</i>		9/9/05	MECHANICAL OUTLINE SW-2181-2AT-B1072 & B2072 OPTION: TFT		
CHECKED			1.25 - 1.35 GHz, SINGLE POLE TWO THROW SWITCH		
ISSUED			SIZE A	FCSM NO. 60483	DWG NO. 100-7379
SCALE N:S			SHEET 2 OF 3		